






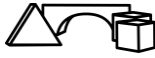



















Sight Words Mat: Pick a Challenge to Learn

<p>Let's learn! Practice writing your sight words outside using sidewalk chalk.</p> 	<p>Let's learn! Write your sight words on pieces of paper. Attach the sight words under the table. Lay on your back to read the words.</p> 	<p>Let's learn! Using a device of choice, type each of your sight words 2-3 times per word.</p> 	<p>Let's learn! Write your sight words on paper pieces. Read the word on the piece of paper, crunch it up, and shoot it into a bowl or basket.</p> 	<p>Let's learn! Write your sight words using blue for the consonants and red for the vowels.</p> 	<p>Let's learn! Write your sight words using rainbow colors. Use a different color for each letter in the word.</p> 	<p>Let's learn! Look at your sight word for 3 seconds. Close your eyes and then spell the sight word aloud by memory.</p> 	<p>Let's learn! Build and spell each of your sight words using objects in your house (e.g., blocks or toys).</p> 
<p>Let's learn! Choose a sight word from your list. Hunt for the sight word in books, magazines, and newspapers or on t.v.</p> 	<p>Let's learn! Write your sight words on paper. An adult will attach them to the wall. Turn off the lights, shine each word with a flashlight and shout the words.</p> 	<p>Let's learn! Write letters on bottlecaps. Use the bottlecaps to build each of your sight words.</p> 	<p style="text-align: center; font-size: 2em;">Let's Learn!</p> 		<p>Let's learn! Make a cheer for each of your sight words. (For example: l-i-k-e, like, like, like).</p> 	<p>Let's learn! Use a magazine, newspaper, or brochure to cut out the letters needed to build each of your sight words.</p> 	<p>Let's learn! Write your sight words on paper. Place a word on each step. Read each word aloud as you go up each step.</p> 
<p>Let's learn! Use each of your sight words in a sentence. Underline the sight word in the sentence.</p> 	<p>Let's learn! Make a song up for each of your sight words using a favorite tune you already know.</p> 	<p>Let's learn! Write your sight words into a hopscotch game. Shout the sight words as you jump onto each square.</p> 			<p>Let's learn! Skywrite your sight words. Skywrite your words with big motions. Skywrite your words with tiny motions.</p> 	<p>Let's learn! Spell and shout each of your sight words aloud as you do jumping-jacks.</p> 	<p>Let's learn! Light up your sight words with a highlighter. Write your sight words and then use a highlighter to trace the words.</p> 
<p>Let's learn! Spiral write each of your sight words. Use a new color for each time you write the sight word.</p> 	<p>Let's learn! Magic write your sight words. Write your words with a white crayon. Color over the words with marker.</p> 	<p>Let's learn! Write and spell each of your sight words in shaving cream. Place the shaving cream on a plate or pan for less mess.</p> 			<p>Let's learn! Write your sight word list in alphabetical order.</p> <p style="text-align: center; font-size: 1.5em;">A B C D</p>	<p>Let's learn! Write your sight words on paper. An adult will place the words around the house. Go for a sight word hunt and read each word you find.</p> 	<p>Let's learn! Write your sight words on paper. Place the sight words on the ground. Swat each word and read it aloud.</p> 