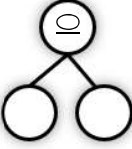



May Learning Mat: Week 4

<p>Move-Your-Fingers Monday</p> <p>Today you will be moving those fingers as you write numbers from 1-20. Guardian: Say the numbers in random order to have your child write the numbers. Continue until all numbers from 1-20 have been written.</p>	<p>Tap-N-Count Tuesday</p> <p>Today you will be working on ordering numbers. Guardian: Give your child the following numbers and have them put them in order from least (smallest) to greatest (most). 25, 15, 20, 21</p>	<p>Whip-Up-A-Web Wednesday</p> <p>Today you will be making a "Compos to 10" web. Draw three circles. In the large circle, write the number 10. In the top circle, have your child draw 7 pictures. Have them solve what number is needed to make 10.</p> 	<p>Think-It-Out Thursday</p> <p>Today you will work with word problems. Give your child a paper and crayons, items, or a dry erase board to help solve the following problem: I had 6 pieces of candy. I ate all 6 pieces of candy. How many pieces of candy did I have left? (0)</p>	<p>Fast-N-Fluent Friday</p> <p>Today you will work fast and fluently. Have your child count to 100 or higher.</p>
--	--	--	--	--


Math

<p>Move-Your-Fingers Monday</p> <p>Today you will work on drawing a story. Have your child think about their story. Then have them draw a picture and label it. Ask them about two details of their story. Have them write at least two simple sentences about their story.</p>	<p>Tap-N-Clap Tuesday</p> <p>Today you will be working on sounding out words. Have your child stretch out the following words: that van rat twig wet</p>	<p>Whip-Up-A-Web Wednesday</p> <p>Today you will be creating a web for words that start with a diagraph. Write "th" in the middle of the web. Draw lines from the middle. On each line write a word or draw a picture of a word that starts with the "th" sound. Some examples are three, thank, that, etc.</p>	<p>Think-It-Out Thursday</p> <p>Today you will work on reading a text. Guardian: Have your child read an appropriate level text to you.</p>	<p>Fast-N-Fluent Friday</p> <p>Today you will work on sight word fluency. Use flash cards or a list to have your child read their sight words.</p>
--	---	--	--	---

ELA



Directions: Work to earn 10 flowers in your flowerpots. Each day you complete a task, add in a flower! You can do it!



Three-In-A-Row Board

<p>What comes after 60?</p> <p>Retell the book you read on Thursday.</p> <p>Solve: 8-7 and 5+1.</p>	<p>What starts with a "g"?</p> <p>Count on from: 76.</p> <p>Which is less, 26 or 62?</p>	<p>Write: I like to swim. Find your sight words in a book. Read a book.</p>
--	---	--